

Berdayar ke Mata Hari

Soliloquy x

1 2 3 4 5 6 7 8 9 10 11 12 13 14 15 16 17 18 19

For one pianist on piano and  
prepared piano

Borlavar ke Mata Hari

Soliloquy XI

1 2 3 4 5 6 7 8 9 10 **11** 12 13 14 15 16 17 18 19

For one pianist on piano and  
prepared piano

| <b>Self-tapping screw</b><br>(1 in length) (gauge number 8 by 1) |  |
|--|--|
| Location in between the strings of pitches:                      | Insertion distance between the middle of the top and the bridge expressed in cm: |
| G # 1  | 4.5  |
| A 1  | 5.5  |
| D  | 3.5  |
| C # 2  | 8.5  |

| <b>Bronze carriage bolt</b><br>(6 mm round head/<br>14 mm long ) |  |
|--|--|
| Location in between the strings of pitches:                      | Insertion distance between the middle of the top and the bridge expressed in cm: |
| C 2  | 9.5  |
| G 1  | 6.5  |
| C  | 3.5  |
| C #  | 3  |
| F  | 4.5  |
| F #  | 5  |
| c 2  | 4.5  |
| c # 2  | 3  |
| d 2  | 4.5  |
| d # 2  | 3  |

| <b>Round top bolt</b><br><b>(4.5 mm)</b>    |  |
|---|--|
| Location in between the strings of pitches: | Insertion distance between the middle of the top and the bridge expressed in cm: |
| c # 3                                       | 2  |
| d 3   | 1.5  |
| d # 3                                       | 1.5  |
| e 3   | 1  |
| f 3   | 1  |
| d b 3                                       | 0.5  |

| <b>Hexagonal top bolt</b><br><b>(10 mm) (MS 4.8)</b> |  |
|--|--|
| Location in between the strings of pitches:          | Insertion distance between the middle of the top and the bridge expressed in cm: |
| A 3 and A # 3  | 11   |
| B 4 and C 3  | 11   |



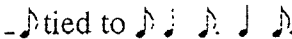

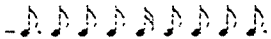
the following tables give the preparation for the de-tuned and prepared piano:  
 ( C = middle do or MIDI key 60, C 1 = MIDI key 48, c 1 = MIDI key 72)

| Glass                             |   |   |
|-----------------------------------|---|---|
| Dimension of pieces:              | Location in between the strings of pitches: | Insertion distance from bridge expressed in cm: |
| w:40-mm x<br>h:40-mm x<br>t: 6-mm | D $\sharp$ 3 and E 3                        | 5.5   |
| w:20-mm x<br>h:40-mm x<br>t: 4-mm | D $\sharp$ 3                                | 8   |
|                                   | A 3 and B $\flat$ 3                         | 4.5   |
| w:40-mm x<br>h:20-mm x<br>t: 2-mm | D $\sharp$ 1                                | 4.5   |
|                                   | E $\flat$                                   | 2.5   |

| Rubber  |   |   |
|---|---|---|
| Dimension expressed in mm:                    | Location from the striking point of the hammer in mm: | Location in between the strings of pitches: |
| $\frac{1}{2}$ in long by $\frac{8}{12}$ thick | 12.3  | F $\sharp$ 3 and G 3                        |
|   | 5   | B 3   |
|   | 11  | F $\sharp$ 1                                |

# SOLILOQUY

for one pianist on piano and prepared piano

- ♣ play on both a well-tempered and a detuned/prepared piano.
- ♦ improvise during a period approaching 2'13" or 2'32" or 2'51" or 3'48".
- ♥ in the spirit of a *Klangfarbenspiel*, or ludic timbral wandering, play with the timbres produced by glass, bolt, rubber and natural strings.
- ♠ in terms of harmonic vocabulary, use only tonal B $\flat$  major and F $\sharp$  Major, or 14-tone, 15-tone, 17-tone and nineteen-tone gamelan chords.
- ♣ in terms of rhythmic thesaurus, use only the following sequences:
  -  tied to 
  -  tied to 
  - 
- ♣ play at times on both pianos simultaneously so as to bring out the vertical micro-tuning.
- ✓ use tempi calculated on a multiple of nineteen.
- ⊂ in terms of structural organization, use mirror form.
- ♣ all pitches from C $_2$  to A $_2$  and from e $_1$  to a $_2$  are not prepared and tuned to the gamelan orchestra.
- ♣ the dampers of all B $\flat$  are removed.